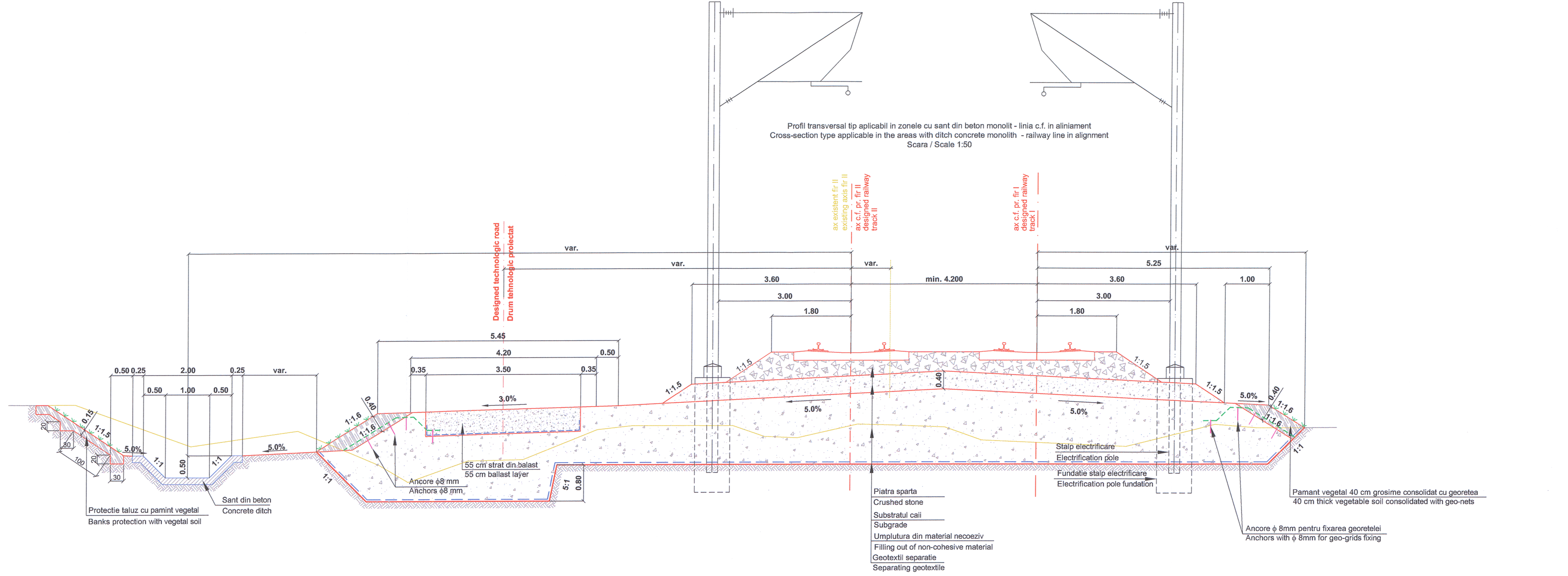

DETALIU DE SANT DIN BETON MONOLIT CU ADANCIMEA DE 0,50 M SI LATIMEA LA BAZA DE 1,00 M
DITCH DETAIL WITH CONCRETE MONOLITH 0,50 M DEEP AND THE WIDTH AT 1,00 M BASE
Scara / Scale 1:5

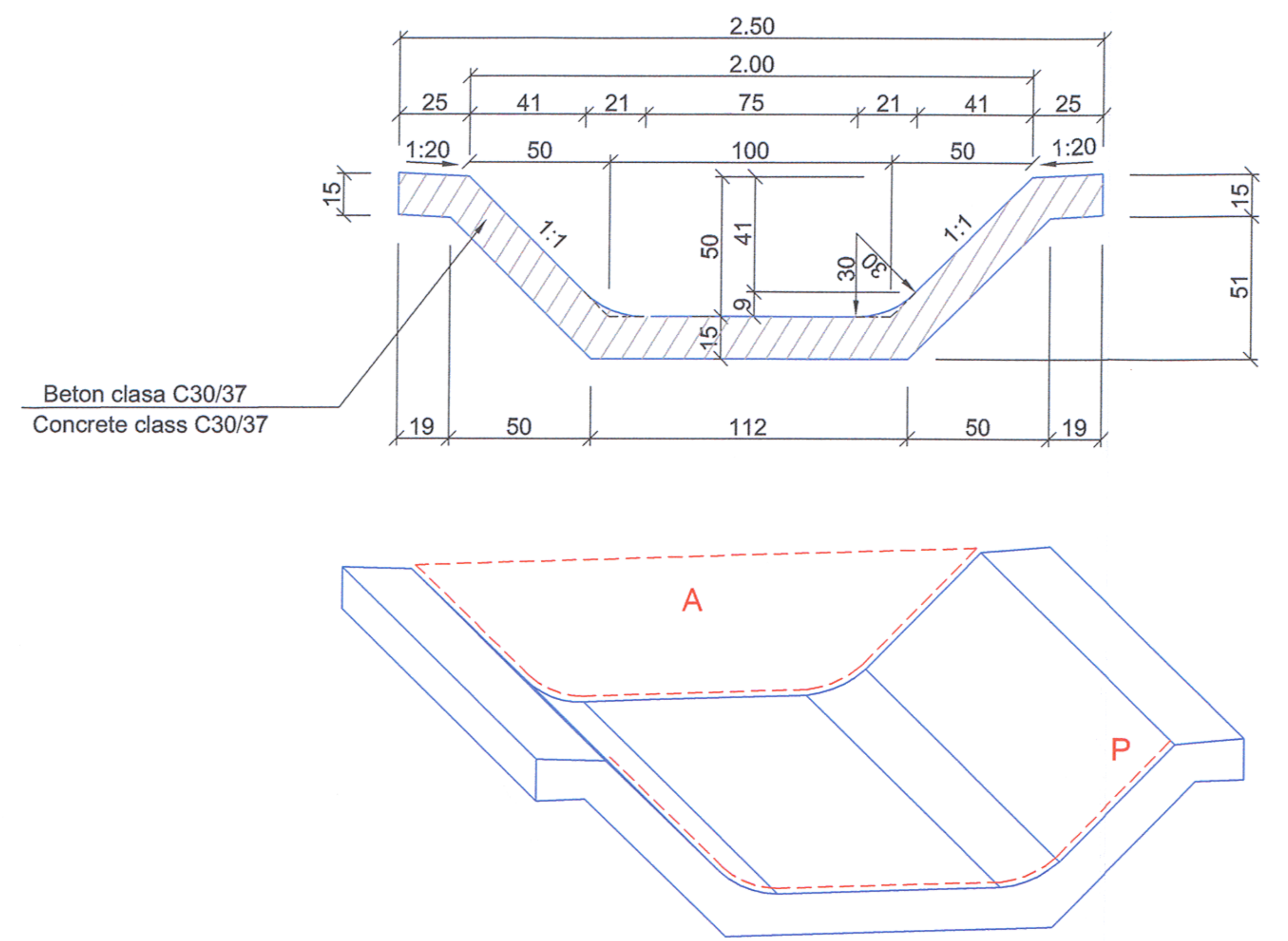

Latimea la baza de 1.00 m
Perimetrul udat, P = 2.38 m,
Aria sectiunii de scurgere, A = 0.746 m².

The width at 1.00 m base
Wet perimeter, P = 2.38 m.
Area discharge section, A = 0.746 m².

DETALIU DE SANT DIN BETON MONOLIT CU ADANCIMEA DE 0,40 M
DITCH DETAIL WITH CONCRETE MONOLITH 0,40 M DEEP
Scara / Scale 1:5

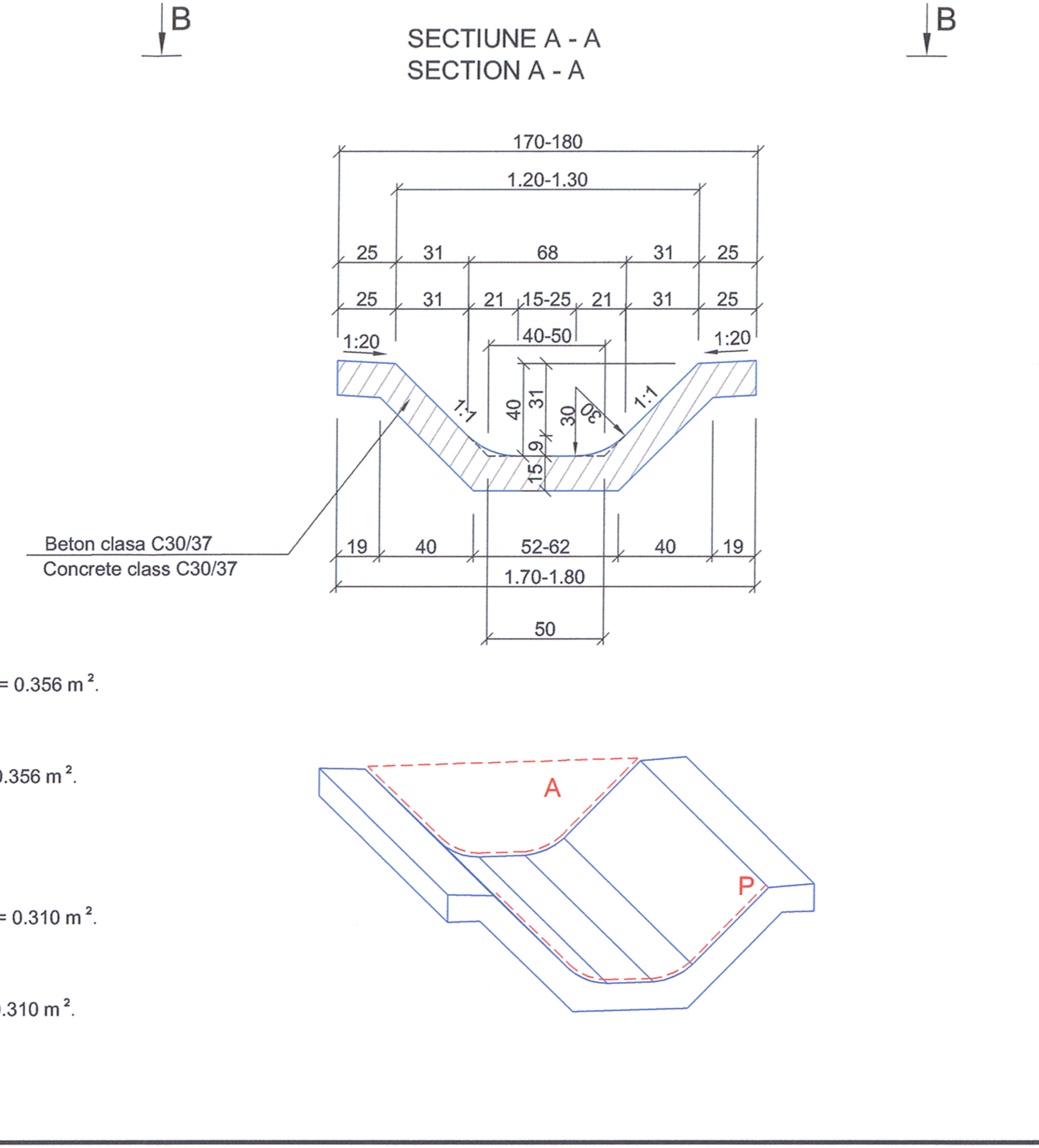

Latimea la baza de 0.50 m
Perimetrul udat, P = 1.61 m,
Aria sectiunii de scurgere, A = 0.356 m².

The width at 0.50 m base
Wet perimeter, P = 1.61 m.
Area discharge section, A = 0.356 m².

Latimea la baza de 0.40 m
Perimetrul udat, P = 1.51 m,
Aria sectiunii de scurgere, A = 0.310 m².

The width at 0.40 m base
Wet perimeter, P = 1.51 m.
Area discharge section, A = 0.310 m².

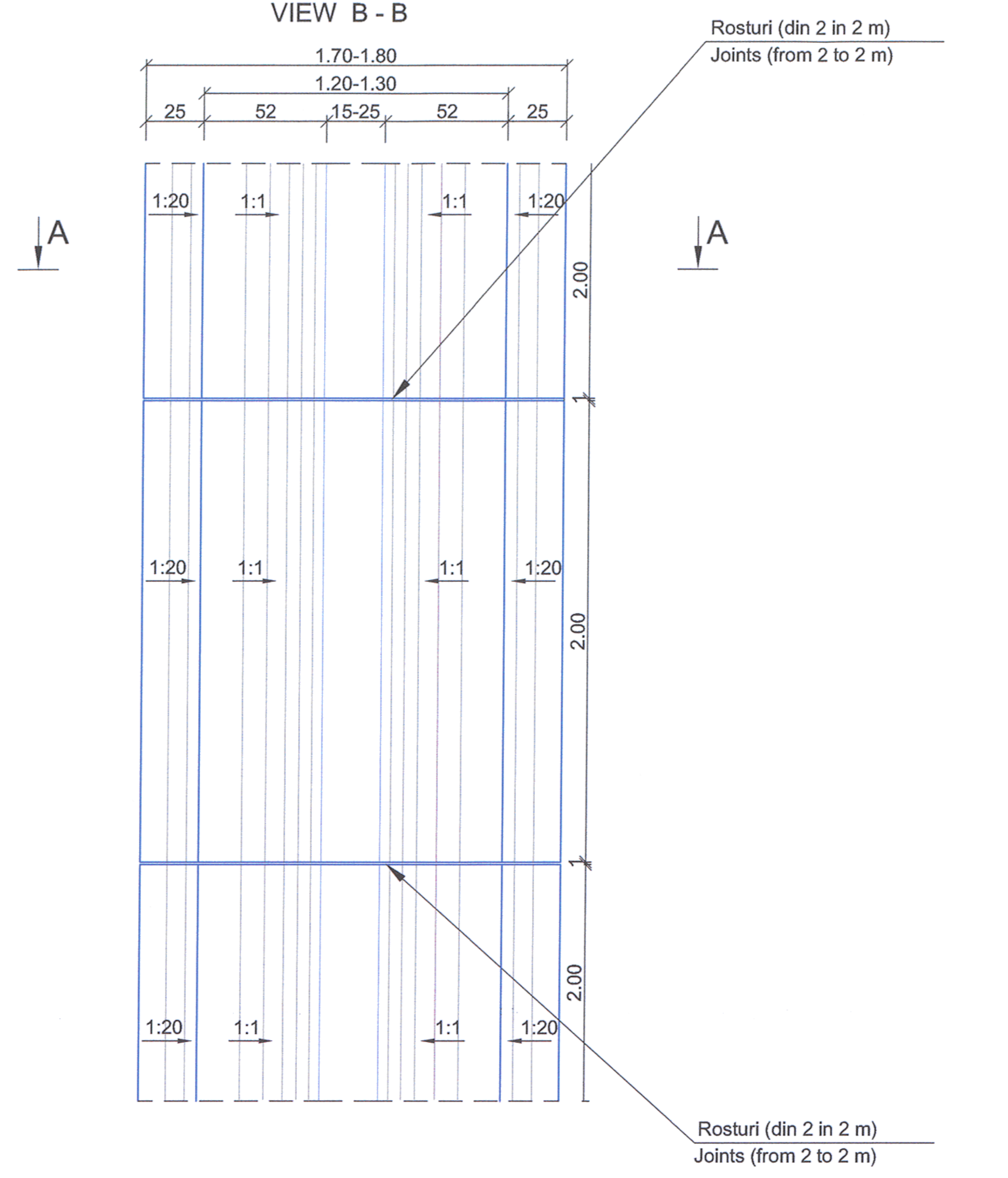

Rosturile vor avea latimea de 1 cm si se vor realiza din:
- carton bitumat (SR 138/1994), sau impaslitura din fibre de sticla bitumata (SR 7916/1996) pe 10 cm in baza;
- mastic bituminos pe 5 cm la partea superioara.

The joints shall have a width of 1 cm and shall be executed out of:
- roofing felt (SR 138/1994) or fiber felting out of bitum glass (SR 7916/1996) at 10 cm in the base;
- bituminous mastic on 5 cm at the upper side.

Beton C30/37, expunere X0+XA1 (RO), Cl 0.2, agregate Dmax 22, densitate D 2.0, consistenta S3

Concrete C30/37, exposure X0+XA1 (RO), Cl 0.2, gravel Dmax 22, density D 2.0, consistency S3

Verificator / Expert Checker / Expert	Cerința Requirement	Semnatura Signature	Referat / Expertiza Report / Expertise

European Investment Bank

MINISTERUL TRANSPORTURILOR

BENEFICIAR / BENEFICIARY :

COMPANIA NAȚIONALĂ DE CĂI FERATE "CFR" SA

PROIECTANT / DESIGNER: PŐYRY			Data Date	Semnatura Signature
Aprobat Approved	Şef de echipă Team leader	C. Teodorescu	01.2013	
Verificat Checked	Expert Cheie Key Expert	L. Mărculescu	01.2013	
Subcontractant / Subcontractor	VIOTOP			
Aprobat Approved	Adjunct Şef de echipă Deputy Team leader	A.M. Baicu	01.2013	
Proiectat Designed	Inginer Engineer	M. Popa	01.2013	

"Reabilitarea liniei c.f. Frontieră - Curtici - Simeria, parte componentă a coridorului IV Pan - European pentru circulația trenurilor cu viteză maximă de 160 km/h"
Tronsonul 3: Gurasada - Simeria

"Rehabilitation of the Railway Line Border - Curtici - Simeria, component Part of the IV Pan - European Corridor for the Trains Circulation with maximum speed of 160 km/h"
Section 3: Gurasada - Simeria

Project 9i
35311.1

Fază / Phase: PTH+CS / TD+TS

Denumire desen / Drawing name:

Profil transversal tip aplicabil în zonele cu şant din beton monolit - linia c.f. in aliniament
Cross-section type applicable in the areas with ditch concrete monolith - railway line in alignment

Scara / Scale	Revizia / Revision	Cod desen / Drawing Code	Nr. / No
1:50 1:5	0	PT.03.01.00.TS.401	01/01